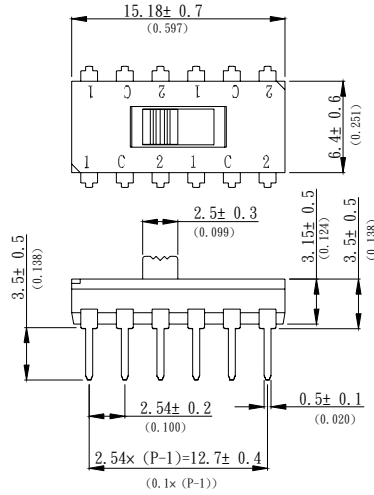



Slide Switches

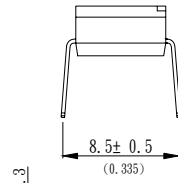
4PDT Slide Switches

SB9 Series

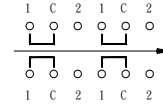
Slide Switches



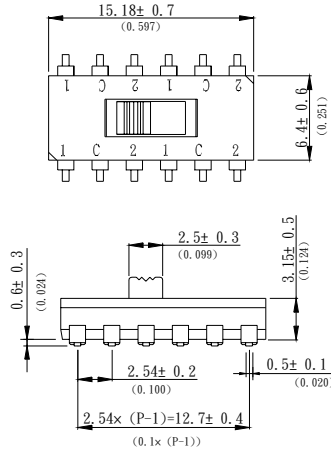

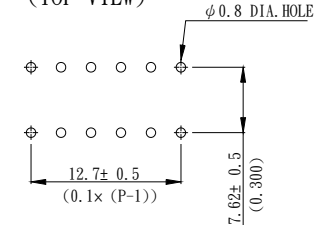
LOW PROFILE ACTUATOR



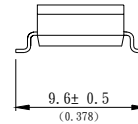
CIRCUIT DIAGRAM



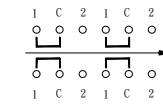
P. C. B. LAYOUT (TOP VIEW)



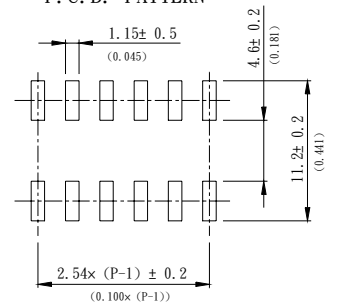
LOW PROFILE ACTUATOR



CIRCUIT DIAGRAM



P. C. B. PATTERN



How to order:

SB9

1 Material, Actuator and Sealing Options:

- LA Low Profile Actuator and rows spacing 8.50mm (Standard)
- EA Extended Actuator and rows spacing 7.62mm (Standard)
- TA Top Tape Sealed and Low Profile Actuator
- TR Tape & Reel Package, product without Top Tape Sealed
- TT Tape & Reel Package, product with Top Tape Sealed

2 Special product number:

- H THT Terminal
- S SMT Terminal

3 RoHS Compliant:

- R RoHS Compliant

General Specifications:

FEATURES

- Molded 0.3" integrated circuit packing outline allowing automatic insertion
- Smaller size makes better heat convection during PC board wave soldering
- Top tape sealed to withstand wave soldering, board washing
- Housing materials are UL 94V-0 grade fire retardant plastics

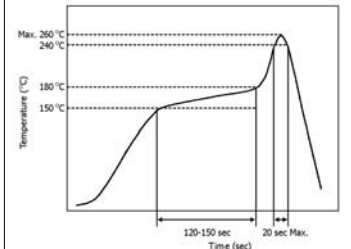
SPECIFICATIONS

1. ELECTRICAL

● Contact Rating	Switching: 25mA, 24VDC Non-Switching: 100mA, 50VDC
● Contact Resistance	Initial: 50mΩ Max. After life test: 100mΩ Max.
● Insulation Resistance	1000MΩ Min. at 100VDC
● Dielectric Strength	500VDC Min. for 1minute
● Capacitance between adjacent switched	5pF Max.

2 MECHANICAL AND ENVIRONMENTAL

● Temperature Rating	Operating: -25°C to +70°C Storage: -40°C to +85°C
● Operation force	100g Min. & 1000g Max.
● Mechanical Life	10,000 Operations
● Humidity	95%RH, 40°C for 96hours
● Vibration	10 to 55Hz for 6Hrs.
● Solderability	After flux 230±5°C for 5±0.5seconds, 95% coverage
● Resistance to soldering heat (for through hole type)	260±5°C for 5±1sec
● Reflow soldering heat for SMT type (reference)	



All specifications are restricted to OA test criteria.
DRW: D.L. JIN, CHK: D.F. LEE, APP: H.Z. QIU