

# DIP Switches

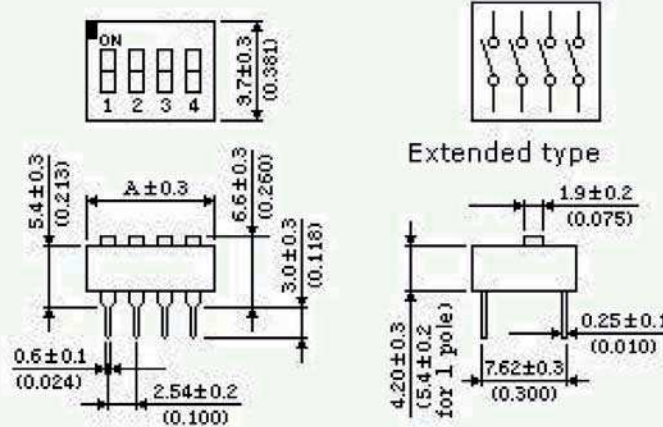

## THT DIP Switches

## DX17\_8 Series

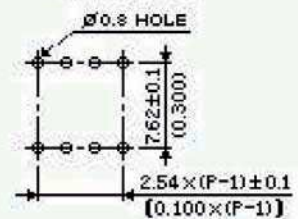
### DIMENSION A

Positions	1	2	3	4	5	6	7	8	9	10	12	15
A	3.9* (0.154)	6.7 (0.264)	9.2 (0.362)	11.7 (0.461)	14.2 (0.559)	16.7 (0.657)	19.2 (0.756)	21.7 (0.854)	24.2 (0.953)	26.7 (1.051)	31.8 (1.252)	39.5 (1.555)

Unit:mm(inch) \* The dimensions of the 1 pole switch may vary slightly.



### P.C.B. LAYOUT (TOP VIEW)

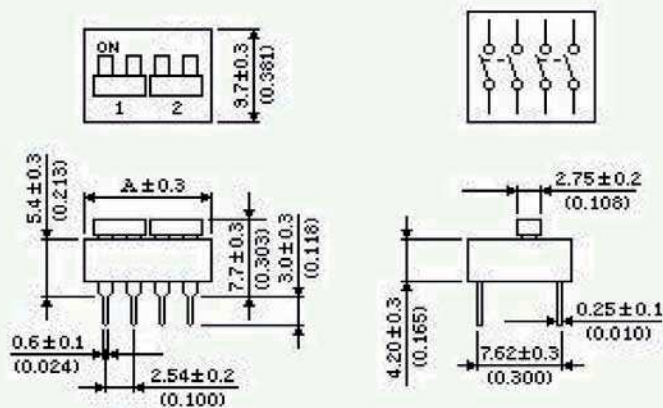


### DIMENSION A

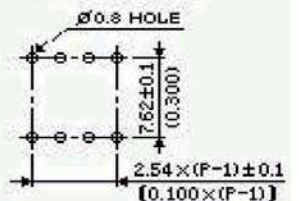
### DPST

Positions	1	2	3	4	5	6
A	6.7 (0.264)	11.7 (0.461)	16.7 (0.657)	21.7 (0.854)	26.7 (1.05)	31.8 (1.25)

Unit:mm(inch)



### P.C.B. LAYOUT (TOP VIEW)



## How to order:

DX17

**1 CONTACT MATERIAL:**  
**AU** Gold Plated Contacts  
**AG** Silver or Tin Plated Contacts

**2 CONTACT FORM:**  
**01** SPST  
**02** DPST  
**03** SPDT  
**04** 3PST  
**05** 4PST  
**06** DPDT

**3 NO. OF POSITIONS:**  
 Text  
 01...06 As Dimensions and Circuitry (see Drawing)

**4 ACTUATOR AND SEALING:**  
**N** Standard  
**L** Low Profile Actuator (only SPST)  
**NT** Standard and Tape Sealed  
**LT** Low Profile and Tape Sealed (only SPST)

**5 ROHS:**  
**08** RoHS Compliant

General Tolerance: ± 0.2 mm

## General Specifications:

- > Rating: 100mA 50VDC (Non-Switching)  
25mA 24VDC (Switching)
- > Contact Resistance: 50 mohm Max. (initial)
- > Insulation Resistance: 100 Mohm Min. at 500VDC 1 Minute
- > Dielectric Strength: 500VAC (50/60Hz) for 1 Minute
- > Capacitance: 1 MHz± 10kHz, 5 pF Max.
- > Operating Force: 800 gf Max. (DX1T & DX1R)
- > Operating Life: 2,000 Cycles
- > Operating Temperature: -40°C ~ +85°C
- > Soldering Conditions: Manual Soldering 350°C Max. 5 Seconds Max.

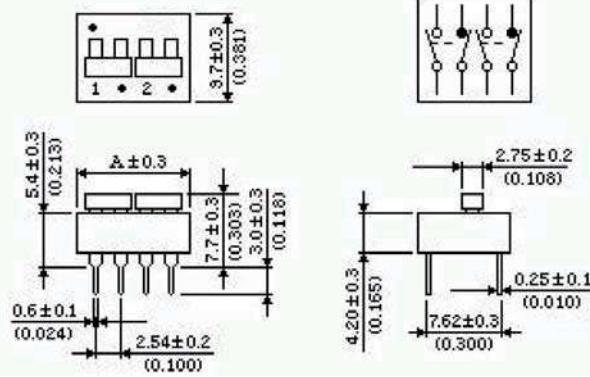
# DIP Switches

THT DIP Switches

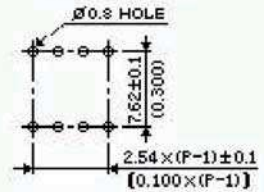
DX17\_8 Series

DIMENSION A		SPDT				
Positions	1	2	3	4	5	6
A	6.7 (0.264)	11.7 (0.461)	16.7 (0.657)	21.7 (0.854)	26.7 (1.05)	31.8 (1.25)

Unit:mm(inch)

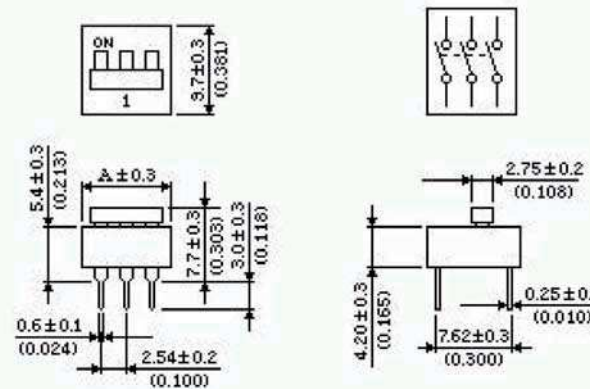


P.C.B. LAYOUT  
(TOP VIEW)

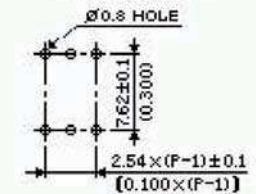


DIMENSION A		3PST			
Positions	1	2	3	4	5
A	9.2 (0.362)	16.7 (0.657)	24.2 (0.953)	31.8 (1.25)	39.5 (1.555)

Unit:mm(inch)

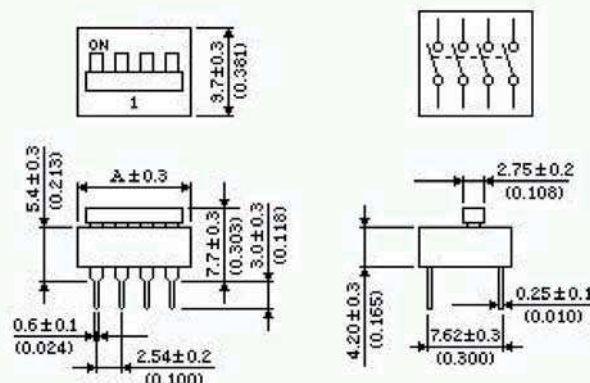



P.C.B. LAYOUT  
(TOP VIEW)

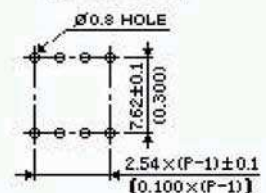


DIMENSION A		4PST		
Positions	1	2	3	
A	11.7 (0.461)	21.7 (0.854)	31.8 (1.25)	

Unit:mm(inch)



P.C.B. LAYOUT  
(TOP VIEW)



# DIP Switches

THT DIP Switches

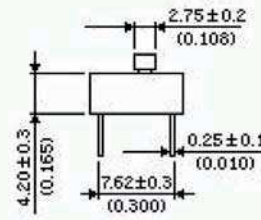
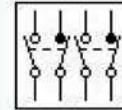
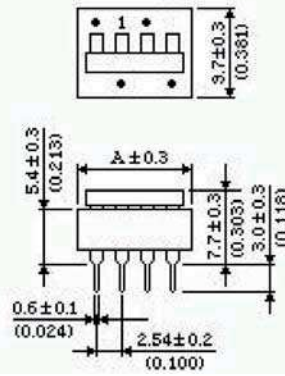
DX17\_8 Series

## DIMENSION A

Positions	1	2	3
A	11.7 (0.461)	21.7 (0.854)	31.8 (1.25)

## DPDT

Unit:mm(inch)



## P.C.B. LAYOUT (TOP VIEW)

