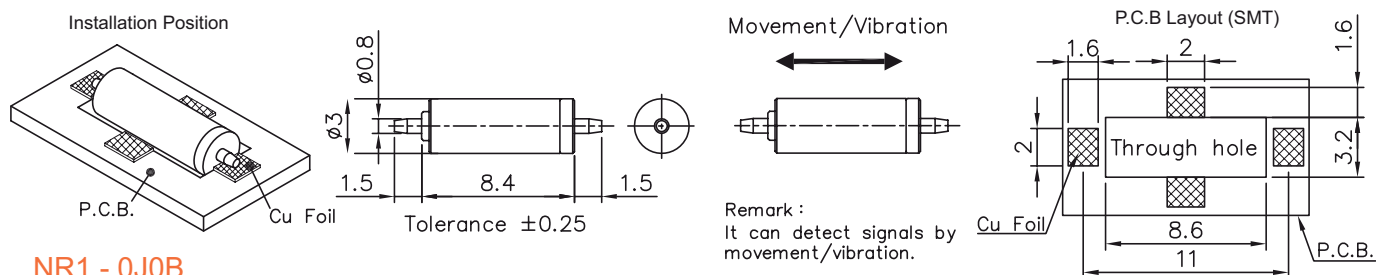
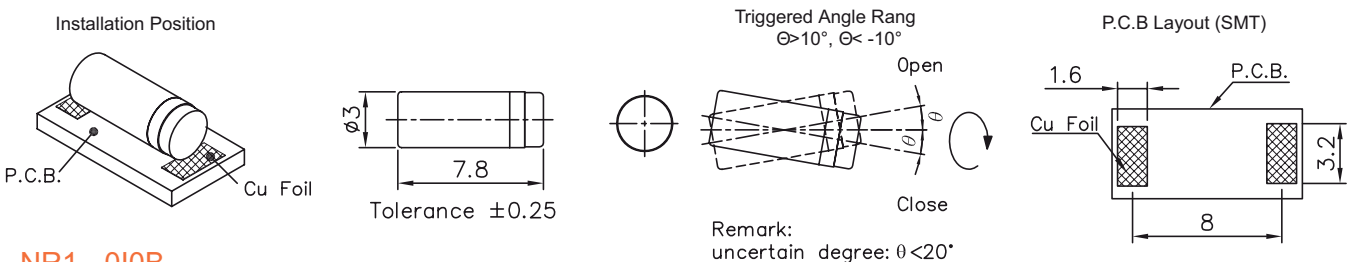
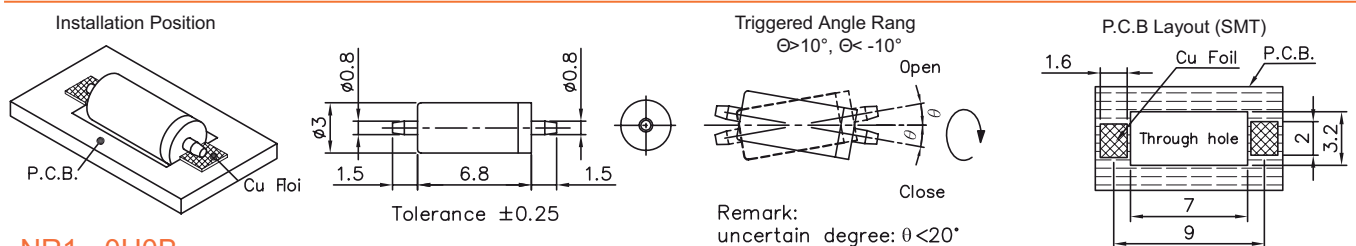




Applications:

1. Horizontal Tilt Detecting: Digital Picture Frames
2. Vertical Rotation Detecting: Digital Camera
3. Shock Detecting: Tracing Equipment

Dimensions/ Operation/ P.C.B. Layout(Unit: mm,Tolerance:±0.25mm)



GENERAL SPECIFICATIONS

Features:

1. Mininature size, compact space, and innovation wing-types terminal designed, making install space minimun above the pringt circuit board.
2. Special structures which increase strenth between housing and base, offering perfect appearance.
3. Terminals and balls gold plated to enhance the life
4. Suitable to IC trigger singal.
5. Complete replacement of mercury switch and meet with environmental protection.

Bill Of Material :

1. Housing: Copper Alloy, Tin Plated over Nickel or Gold Plated($3\mu''$) over Nickel
2. Isolation Base: Class-Fiber Polyamide,UL 94-0
3. Terminal: Copper Alloy, Gold Plated($3\mu''$) over Nickel
4. Ball: Copper Alloy, Gold Plated($10\mu''$) over Nickel

Eletrical Characteristics:

1. Contact Rating: 25mA, 24VDC
2. Contact Resistance: 10Ω max
3. Insulation Resistance: $1000M \Omega$ min. At 100VDC
4. Differential Angle: Refer to the drawing
5. Dielectric Strength: 500 VDC min. for 1 minute
6. Capacitance: 5pF max

Mechanical Characteristics:

1. Temperature Range: Operating: -25°C to $+85^\circ\text{C}$; Storage : -40°C to $+85^\circ\text{C}$
2. Pull Force of Terminal: 500 gf for 1 minute
3. Operation Life: 100,000 Cycles
4. Conductive Rate (Switch-on Rate): min. over 90%
5. Humidity: 95% RH, 40°C for 96 hrs.
6. Solder ability : After flux $260\pm 5^\circ\text{C}$ for 5 ± 0.5 seconds 95% coverage
7. Reflow Soldering Heat for SMT type:
Reflow zone $260\pm 5^\circ$ for 20 seconds max.

All specifications are restricted to QA test criteria. DC: 2009-04-29; UPD: 2025-05-20. DRW: D. L. JIN, CHK: D.F. LEE, APP: H.Z. QIU,

» NOTE

1. Suggestion for Application: Application in occasions that require vibration functions, adding design of "ON DELAY" is recommended. For great vibration, Optical type Products are recommended.
2. Suggestion Contact Rating: 5 mA.
3. Conductive Rate: To test the conductivity (Switch-on Rate) of one switch individually for 100 times, if the switch conductive 95 times, we call the "conductive rate" is 95%.
4. For the continued product improvement as one of the company policy, specifications may change or update without notice. The latest information can be obtained through our sales offices. Normally, all products are supplied under our standard conditions.

» PRECAUTIONS FOR USE

1. The product is used mainly in electronic devices such as automotive devices, visual devices, home electrical appliances, information devices and communication settings. If the products is intended to be used for other endurance equipments requiring higher safety and reliability such as life support system, space and aviations devices, disaster and safety system, it's necessary to make verification of conformity or contact us for the details before using.
2. Don't try to clean the switch with a solvent or similar substance after the soldering Prozess.
3. The switch might be damaged if using the water-soluble flux.
4. The switch might be apart if the soldering condition over specification.
5. Don't use the switch in the environment with high humidity or other bedewing possibility, as it may cause leaking among the terminals.
6. It might catch fire if the rating exceeds the specifications. Never use the switch beyond the Rating.

PACKAGE (Minimum Order Quantity: One Bag / One Reel)

	Part Number	Package	Quantity	Total	Size
2.	NR1-0H0B	PE Bag	2,000 pcs	2,000 pcs	12.7 x 17.8 cm
	NR1-0I0B	Inner Box	10 Bags	20,000 pcs	36 x 20 x 9 cm
	NR1-0J0B	Carton	3 Boxes	60,000 pcs	36 x 28 x 23 cm
3.	NR1-0I0BT	Reel	2,500 pcs	2,500 pcs	30 x 30 cm
		Inner Box	2 Reels	5,000 pcs	36 x 34 x 7 cm
		Carton	4 Boxes	20,000 pcs	37 x 37 x 28 cm