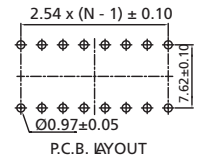
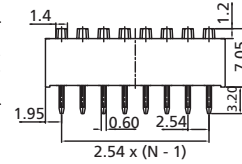
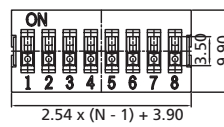
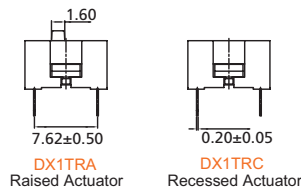

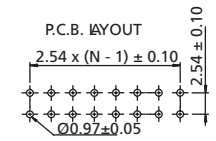
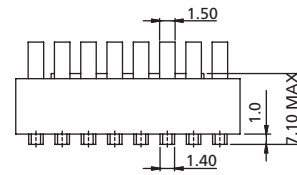
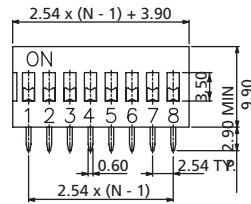
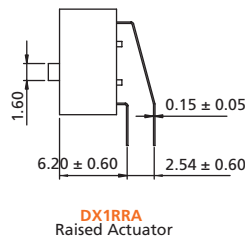



DIP Switches

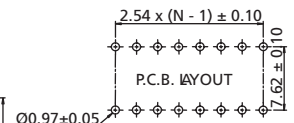
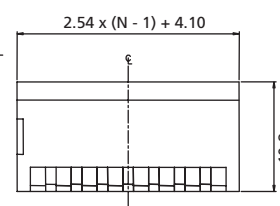
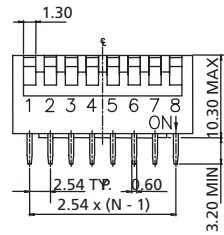
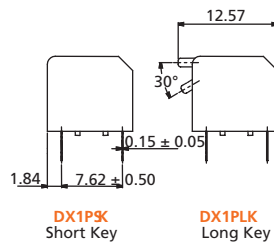

Standard DIP Switches with PC Terminals Pitch 2.54mm DX1 Series



DX1T Top Type



DX1R Right Angle Type



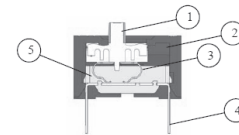
DX1P Piano Type

SPECIFICATIONS:

- > Rating: 100mA 50VDC (Non-Switching)
25mA 24VDC (Switching)
- > Contact Resistance: 50 mohm Max. (initial)
- > Insulation Resistance: 100 Mohm Min. at 500VDC 1 Minute
- > Dielectric Strength: 500VAC (50/60Hz) for 1 Minute
- > Capacitance: 1 MHz± 10kHz, 5 pF Max.
- > Operating Force: 1,000 gf Max. (DX1T & DX1R)
400 gf Max. (DX1P)
- > Operating Life: 2,000 Cycles
- > Operating Temperature: -40°C ~ +85°C
- > Soldering Conditions: Manuel Soldering 350°C Max. 5 Seconds Max.

MATERIALS:

1. Actuator: Thermoplastic PBT UL94V-0 white
2. Cover: Thermoplastic PBT UL94V-0
3. Contact: Phosphor Bronze with Gold plated
4. Terminals: Bronze with Gold plated
5. Base: Thermoplastic PBT UL94V-0 black



HOW TO ORDER:

DX1

- | | | | |
|---|--|--|--|
| <p>1 SWITCH TYPE:</p> <p>T Top Type</p> <p>R Right Angle Type</p> <p>P Piano Type</p> <p>2 ACTUATOR / KEY:</p> <p>RA Raised Actuator (Standard)
(Only DX1T & DX1R)</p> <p>RC Recessed Actuator (Only DX1T)</p> <p>SK Short Key (Only DX1P)</p> <p>LK Long Key (Only DX1P)</p> | <p>3 NO. OF POSITIONS:</p> <p>01 1 Position (only DX1T)</p> <p>02 2 Positions</p> <p>03 3 Positions</p> <p>04 4 Positions</p> <p>05 5 Positions</p> <p>06 6 Positions</p> <p>07 7 Positions</p> <p>08 8 Positions</p> <p>09 9 Positions</p> <p>10 10 Positions</p> <p>12 12 Positions</p> | <p>4 COLOR OF COVER:</p> <p>C Red (Standard)</p> <p>G Blue</p> <p>A Black</p> <p>5 ON/OFF-POSITION:</p> <p>0 Push Down OFF</p> <p>1 Push Down ON (only DX1P)</p> <p>6 SEAL:</p> <p>N No Tape (Standard)</p> <p>T Top Tape Sealed</p> | <p>7 MATERIALS:</p> <p>(Blank) RoHS Compliant (Standard)</p> <p>H Halogen Free
(only for black color)</p> <p>8 PACKAGE STYLE:</p> <p>TB Tube</p> |
|---|--|--|--|

Unit: MM
N = No. of Positions
General Tolerance: ± 0.2 mm