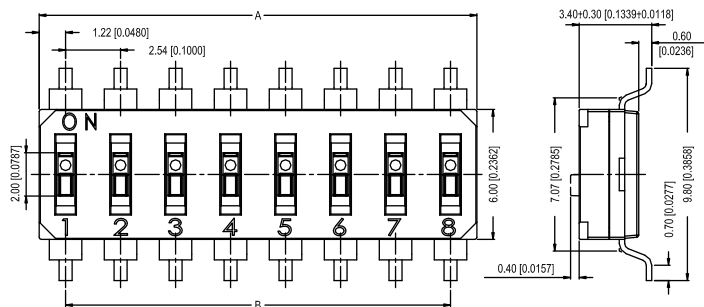


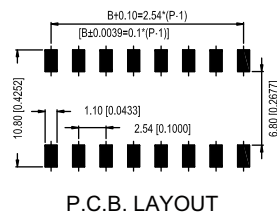
DIP Switches

End Stackable DIP Switch

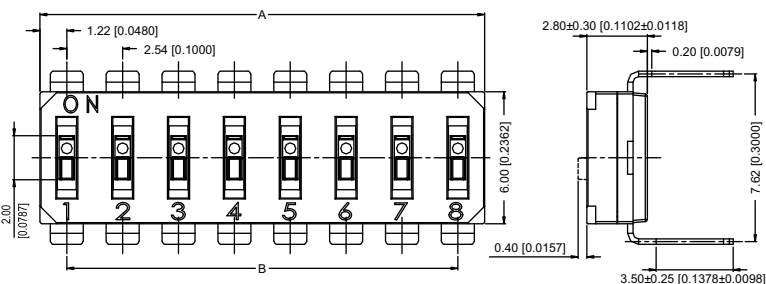
DX5 Series



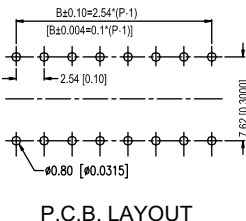
DX5S SMT Terminals



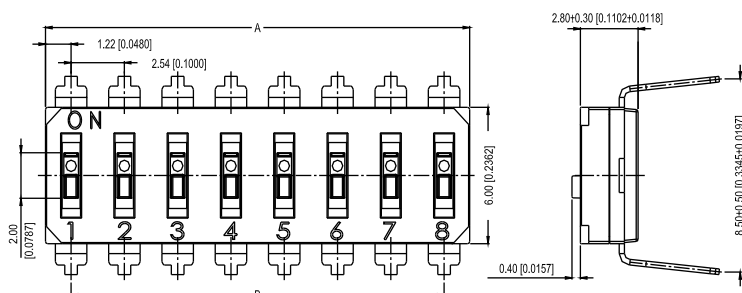
No. of Position	Dimension A	Dimension B
1	2.44 [0.96]	-
2	4.98 [1.96]	2.54 [1.00]
3	7.52 [2.96]	5.08 [2.00]
4	10.06 [3.96]	7.62 [3.00]
5	12.60 [4.96]	10.16 [4.00]
6	15.14 [5.96]	12.70 [5.00]
7	17.68 [6.96]	15.24 [6.00]
8	20.22 [7.96]	17.78 [7.00]
9	22.76 [8.96]	20.32 [8.00]
10	25.30 [9.96]	22.86 [9.00]
12	30.38 [1.196]	27.94 [1.100]



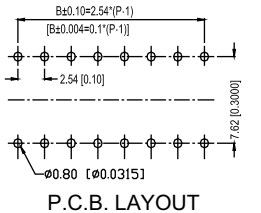
DX5T7 THT Terminals Type 7.62mm



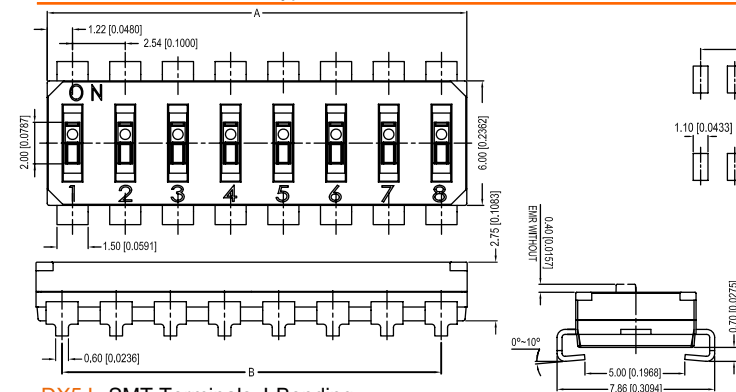
No. of Position	Dimension A	Dimension B
1	2.44 [0.96]	-
2	4.98 [1.96]	2.54 [1.00]
3	7.52 [2.96]	5.08 [2.00]
4	10.06 [3.96]	7.62 [3.00]
5	12.60 [4.96]	10.16 [4.00]
6	15.14 [5.96]	12.70 [5.00]
7	17.68 [6.96]	15.24 [6.00]
8	20.22 [7.96]	17.78 [7.00]
9	22.76 [8.96]	20.32 [8.00]
10	25.30 [9.96]	22.86 [9.00]
12	30.38 [1.196]	27.94 [1.100]



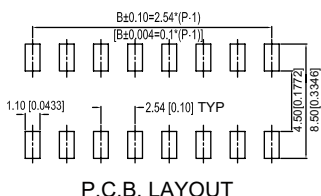
DX5T8 THT Terminals Type 8.50mm



No. of Position	Dimension A	Dimension B
1	2.44 [0.96]	-
2	4.98 [1.96]	2.54 [1.00]
3	7.52 [2.96]	5.08 [2.00]
4	10.06 [3.96]	7.62 [3.00]
5	12.60 [4.96]	10.16 [4.00]
6	15.14 [5.96]	12.70 [5.00]
7	17.68 [6.96]	15.24 [6.00]
8	20.22 [7.96]	17.78 [7.00]
9	22.76 [8.96]	20.32 [8.00]
10	25.30 [9.96]	22.86 [9.00]
12	30.38 [1.196]	27.94 [1.100]



DX5J SMT Terminals J-Bending



No. of Position	Dimension A	Dimension B
1	Not available	Not available
2	4.98 [1.96]	2.54 [1.00]
3	7.52 [2.96]	5.08 [2.00]
4	10.06 [3.96]	7.62 [3.00]
5	12.60 [4.96]	10.16 [4.00]
6	15.14 [5.96]	12.70 [5.00]
7	17.68 [6.96]	15.24 [6.00]
8	20.22 [7.96]	17.78 [7.00]
9	22.76 [8.96]	20.32 [8.00]
10	25.30 [9.96]	22.86 [9.00]
12	30.38 [1.196]	27.94 [1.100]

HOW TO ORDER:



- 1 TYPE OF TERMINALS:**
 - S SMT Gullwing Type
 - T7 THT 7.62mm Type
 - T8 THT 8.50mm Type
- 2 TYPE OF ACTUATORS:**
 - RA Raised Actuators
 - RC Recessed Actuators
- 3 NO. OF POSITIONS:**
 - 01 1 Position (not for SMT J-Bending Terminals)
 - 02 2 Positions 03 3 Positions 04 4 Positions
 - 05 5 Positions 06 6 Positions 07 7 Positions
 - 08 8 Positions 09 9 Positions 10 10 Positions
 - 12 12 Positions
- 4 SEAL TAPE:**
 - N Without Seal Tape
 - T With Top Tape Sealed (Only for Recessed Actuators and 4-12 Positions)
- 5 SOLDERING:**
 - No Code RoHS
 - H RoHS & Halogen-Free
- 6 PACKAGING:**
 - TB Tube
 - TR Tape & Reel

SPECIFICATIONS:

- > Contact Arrangement: 1P1T
- > Rating: 25mA 24VDC
- > Contact Resistance: 100 mohm Min. at 500VDC
- > Insulation Resistance: 100 Mohm Max. at 500 VDC
- > Dielectric Strength: 500VAC 1 Minute
- > Operating Force: 1,000 gf Max.
- > Stroke: 1.0mm
- > Operating Life: 2,000 Cycles
- > Operating Temperature: -20°C ~ +85°C
- > Wave Soldering: 260°C 5 Seconds Max. (THT)
- > Reflow Soldering: 260°C 5-10 Seconds Max. (SMT)

MATERIALS:

- > Base: High-Temp Thermoplastic UL94V-0 black
- > Cover: High-Temp Thermoplastic UL94V-0 black
- > Actuators: High-Temp Thermoplastic UL94V-0 white
- > Contact: Copper Alloy with Gold plated
- > Terminals: Brass with Gold plated
- > Tape: Kapton

Unit: mm & [inch]
 General Tolerance: ±0.2mm [.008]

All specifications are restricted to QA test criteria.
 DRAW: J.Y. GONG CHK: Y.F. YAN APP: Z.W. LI DC: 2011-01-25 UPD: 2013-04-02