


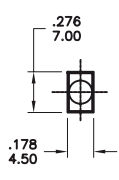
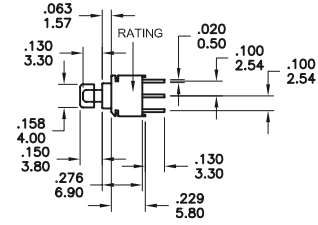
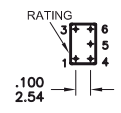
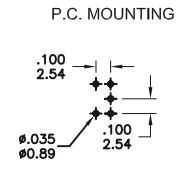

Pushbutton Switches

Sealed Ultraminiature Pushbutton Switches

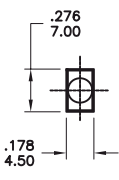
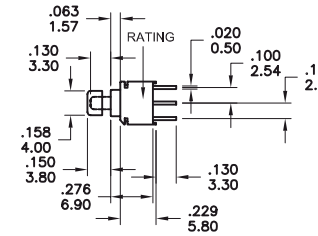
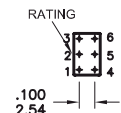
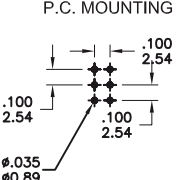

PB11 Series



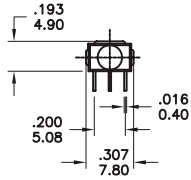
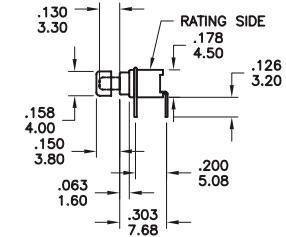
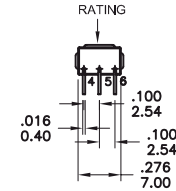
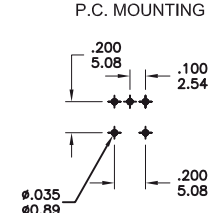

PB11S...AB1T2... SPDT Straight THT

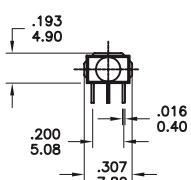
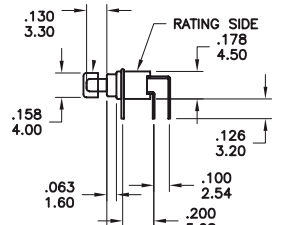
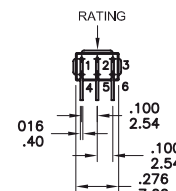
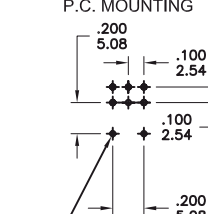

PB11D...AB1T2... DPDT Straight THT

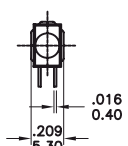
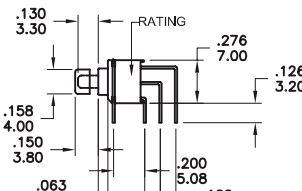
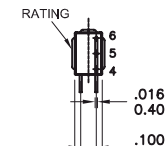
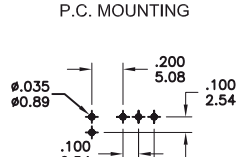

PB11S...AB1T6... SPDT Right Angle THT

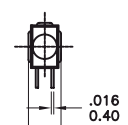
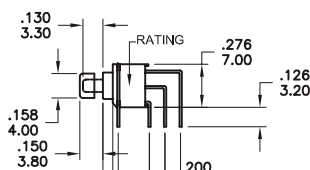
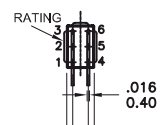
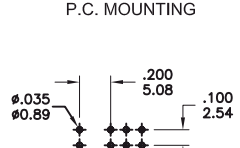
PB11D...AB1T6... DPDT Right Angle THT

PB11S...AB1T7... SPDT Vertical Right Angle THT

PB11D...AB1T7... DPDT Vertical Right Angle THT

How to order:

PB11

- | | | |
|---------------------------------|-----------------------------|--------------------------------|
| 1 POLES & SWITCHING: | 3 BUSHING: | 6 SEAL: |
| S8 SP ON-MOM | B1 1.6mm high (Standard) | E Epoxy |
| S9 SP OFF-MOM | 4 TERMINALS: | 7 ROHS & LEAD FREE: |
| D8 DP ON-MOM | T2 Straight THT | N RoHS Compliant (Standard) |
| D9 DP OFF-MOM | T6 Right Angle THT | V RoHS Compliant & Lead free |
| 2 ACTUATOR: | T7 Vertical Right Angle THT | |
| N 3.30mm high (Standard) | 5 CONTACT MATERIAL: | |
| B White Cap | N Gold | |
| A Black Cap | | |
| C Red Cap | | |

General Specifications:

- Life: 40,000 Cycles
- Temperature Range: -30°C ~ +85°C
- Rating: 0.4VA max. 20VAC/DC max.
- Contact Resistance: 50mΩ max. at 2-4VDC 100mA
- Insulation Resistance: 1,000MΩ min.
- Soldering: 260°C 5 seconds max.

All specifications are restricted to QA test criteria.
DRW: D.L. JIN, CHK: D.F. LEE, APP: H.Z. QIU

NO. POLES	MODEL NO.	SWITCH FUNCTION		CONNECTED TERMINALS		SCHEMATIC
		POS.1	POS.2	POS.1	POS.2	
SP	PB11S8...	ON	MOM	5-6	5-4	
SP	PB11S9...	OFF	MOM	OPEN	4-6	
DP	PB11D8...	ON	MOM	2-3,5-6	2-1,5-4	
DP	PB11D9...	OFF	MOM	OPEN	1-3,4-6	

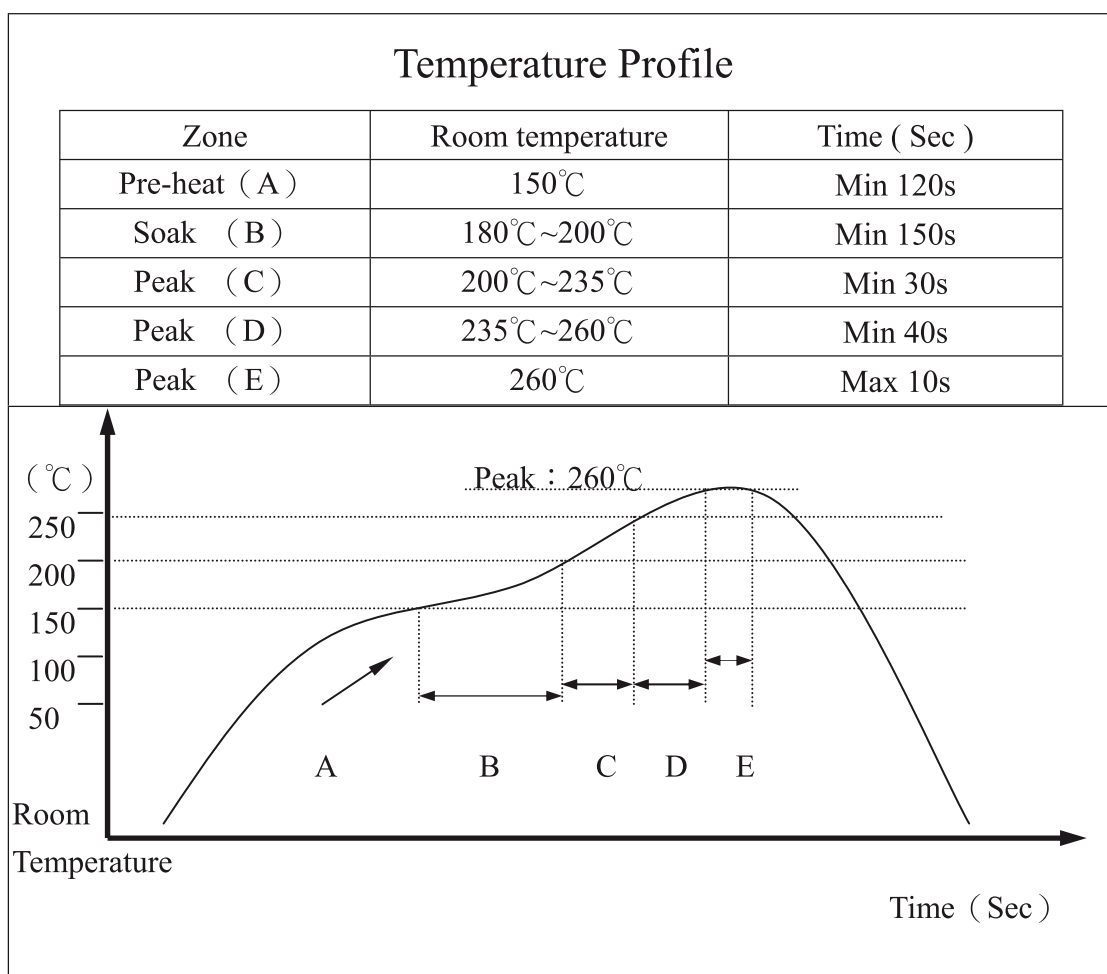
MOM=MOMENTARY

SOLDERING PROCESSES

MANUAL SOLDERING : Use soldering iron of 30 watts, controlled at 350°C approximately 5 seconds while applying solder.

WAVE SOLDERING : Recommended Soldering Temperature: 260±5°C
Duration of Solder Immersion: 5 ±1 seconds
(PCB is 1.6mm in thickness)

SOLDERING : Vapor phase



IP 67

ACCORDING TO
EN 60529:1991+A1:2001
IEC 60529:2001

All products of GREATECS are RoHS compliant.