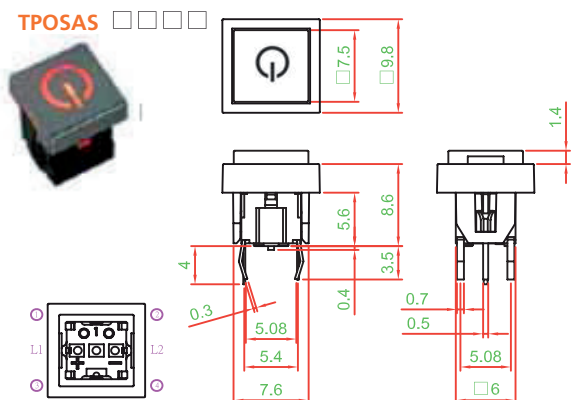
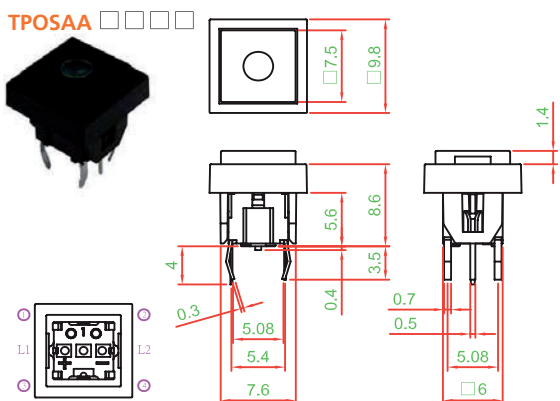
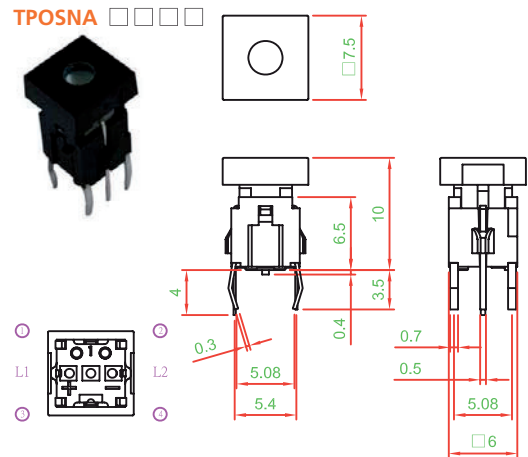
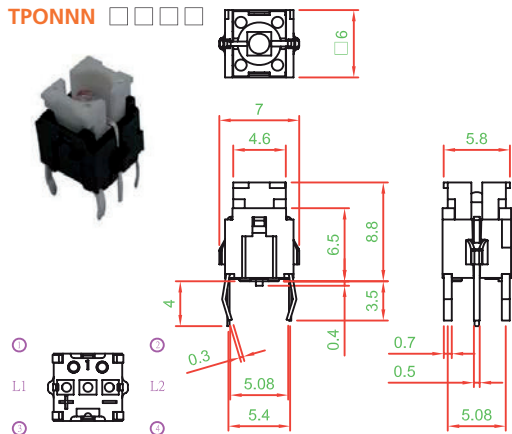


Tactile Switches

SPST THT Tactile Switches with LED

TPO Series



How to order:



- 1 FRAME TYPE:**
S Square With Cap
N Square Without Cap
- 2 HOUSING COLOR:**
A Black (std.)
H Gray
N Without
- 3 CAP COLOR:**
A Black (std.) H Gray F Green
D Orange C Red N Without
S Silver Laser with symbol (see drawing)
- 4 LEFT LED BRIGHTNESS:**
U Ultra Bright
R Regular (std.)
N Without LED
- 5 LEFT LED COLORS:**
G Blue F Green B White
E Yellow C Red N Without
- 6 RIGHT LED BRIGHTNESS:**
U Ultra Bright
R Regular (std.)
N Without LED
- 7 RIGHT LED COLOR:**
G Blue F Green B White
E Yellow C Red N Without

General Specifications:

Material

- COVER - PA
- ACTUATOR - PBT + GF
- BASE FRAME - PA + GF
- BRASS TERMINAL - SILVER PLATING

SWITCH SPECIFICATIONS	
POLE - POSITION	1P1T , with LED
CONTACT RATING	12 V DC , 50 mA
CONTACT RESISTANCE	100 mΩ max . 1.5 V DC ; 100 mA , by Method of Voltage DROP
INSULATION RESISTANCE	100 MΩ min . 500 V DC
DIELECTRIC STRENGTH	Breakdown is not Allowable ; 500 V AC for 1 Minute
OPERATING FORCE	180 ± 50 gf
OPERATING LIFE	500,000 cycles
OPERATING TEMPERATURE RANGE	-20°C ~ 70°C
TOTAL TRAVEL	0.2 ± 0.1 mm

LED SPECIFICATIONS							
	ATTENTION LEDs are Electrostatic Sensitive devices	Unit	Value / LED Color				
			Blue	Green	Red	White	Yellow
FORWARD CURRENT	If	mA	30	30	15	30	20
REVERSE VOLTAGE	Vr	V	5.0	5.0	5.0	5.0	5.0
REVERSE CURRENT	Ir	μA	10	10	10	10	10
FORWARD VOLTAGE@20mA	Vf	V	3.5-4.0	1.7-2.8	1.7-2.8	3.3-3.8	1.7-2.8
LUMINOUS INTENSITY@10mA	Iv	mcd	@20mA 180-245	24-40	4.0-7.0	@20mA 145	18-30

All specifications are restricted to QA test criteria.
DRW: D. L. JIN, CHK: D.F. LEE, APP: H.Z. QIU, DC: 2011-11-14